



Romania (RON) (LF) Fund of Funds - GLOBAL HIGH

06 19

Obiectiv investitional

Obiectivul investitional al subfondului este acela de a oferi profituri pe termen mediu si lung prin intermediul unei expuneri moderate, balansata pe diferite clase de active prin intermediul plasamentelor in alte fonduri deschise de tip OPCVM si/sau FIA, care plaseaza in numerar, obligatiuni, actiuni, imobiliare si marfuri. Suplimentar, subfondul poate si va investi periodic direct in depozite bancare si instrumente de piata monetara.

Comentarii investitionale

Pe parcursul anului principalele pietele de capital au cunoscut aprecieri. Astfel pietele imobiliare au crescut, cu indicele Global REITS la +13.14%, la fel si obligatiunile Euro Broad Market +5.40%, mercurile +4.47%, in timp ce pietele monetare au scazut cu -0.181%, totul in echivalent EURO.

In aceeași perioadă între pietele de actiuni cel mai mult a castigat indicele American MSCI US +18.33%, urmat de MSCI AC World cu +15.58%, MSCI Europe +13.63% si MSCI Japonia +7.40%, in echivalent Euro.

In zona pietelor emergente BRIC evolutia a fost dupa cum urmeaza: MSCI BRIC +13.01%, MSCI EM +9.90% si MSCI Frontier Markets +9.08%, in echivalent Euro. Restul pietelor emergente: Grecia +29.41%, Rusia +28.79%, Egipt +23.76%, la polul opus fiind Pakistan cu -17.89%, Qatar -5.81% si Turcia -3.34%, in echivalent Euro.

Imobiliarele au evoluat sub nivelul pietelor de actiuni, cu indicia FTSE EPRA/NAREIT Developed la +13.14%, FTSE EPRA/NAREIT N.America +14.93%, FTSE EPRA/NAREIT Dev Asia +13.75% si FTSE EPRA/NAREIT Dev Europe +6.41%, in echivalent Euro.

Pietele de obligatiuni: ICE BofA ML US Broad market +6.87%, ICE BofA ML Global Broad Market +6.32%, si ICE BofA ML EUR Broad +5.40%. in zona Euro obligatiunile au evoluat dupa cum urmeaza: ICE BofA ML Greek Govnt +19.77%, ICE BofA ML EUR Direct Govnt +6.00% iar ICE BofA ML EUR Corporate +5.35%, in echivalent Euro.

Marfurile au cunoscut aprecieri, cu indicele Bloomberg Commodity la +4.47%, petrolul WTI Crude Future +23.59% iar aurul Gold Spot \$/uncie +10.67%, in echivalent Euro.

Moneda americana s-a apreciat in fata EURO cu +0.62% in aceasta perioada.

Profilul investitorului

Subfondul prezinta un grad de risc ridicat si se adreseaza investitorilor care urmaresc obtinerea de profituri din investirea in unitati ale unor fonduri (multimanagers) ce investesc intr-un portofoliu de instrumente din diferite clase de active ale caror obiective beneficiaza de o administrare activa.

Date despre fond

Structura	UCITS V Luxembourg
Total Active	11,207,270.42 €
Clasa de risc	1 2 3 4 5 6 7
Referinta	30% BofA ML EMU Broad Market Index + 65% MSCI AC World Index + 5% Eonia TR Index (DBDCONIA)
Lichiditate	Zilnica
Mngnt Co	Eurobank FMC-LUX
Manager de investitii	Eurobank Asset Management MFMC
Custode	Eurobank Private Bank Luxembourg S.A.
Auditor	PricewaterhouseCoopers

Clase disponibile

	Romania RON
Moneda	RON
Cod ISIN	LU0956611148
Cod Bloomberg	
Rating MorningStar	4 stele
Data lansare	14/04/2015
Active (in moneda clasei)	4,544,930.08
VUAN	66.9924
VUAN min	57.5849
VUAN max	67.3186
Comision subscriere	0%
Comision rascumparare	0%
Comision conversie	Dif comisioane de subscriere
Decontare	T+5

Mai multe informatii pe site:



www.eurobankam.gr

© 2019 Morningstar UK. All Rights Reserved. Morningstar Ratings as of 28.06.2019

the information contained herein: (1) is property to Morningstar, (2) may not be copied (save (i) as incidentally necessary in the course of viewing it on-line, and (ii) in the course of printing off single copies) on which it appears for the personal non-commercial use of those authorised to view it on-line, adapted or distributed; and (3) is not warranted to be accurate, complete or timely. This Morningstar information is provided to you by Eurobank Ergasias and is at your own risk. You agree that Morningstar is not responsible for any damages or losses arising from any use of this information and that you must not be relied upon by you the user. Eurobank Ergasias SA informs you as follows: (i) no investment decision should be made in relation to any of the information provided other than on the advice of a financial advisor; (ii) past performance is no guarantee of future results, and (iii) the value and income derived from investments can go down as well as up.

FONDURILE MUTUALE NU OFERA UN VENIT GARANTAT IAR PERFORMANTA ANTERIOARA NU CONSTITUIE GARANTIE PENTRU PROFITURI VIITOARE

Statistici de risc

Deviatia standard	7.72%
Var	6.07%

Calcularea deviatiei standard s-a realizat utilizand date din ultimele 12 luni. Analiza VaR se bazeaza pe metoda simularilor istorice folosind percentila 99 ca si interval de incredere precum si date istorice din ultimele 12 luni. Nivelul VaR se refera la VaR pe o luna.

Profitul fondului

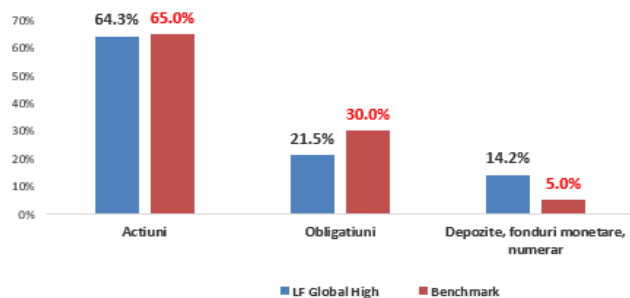
Profitul cumulat al clasei

Clasa	YTD	1an	3 ani	5 ani	De la lansare
Romania RON	14.78%	5.80%	28.22%	21.28%	21.28%

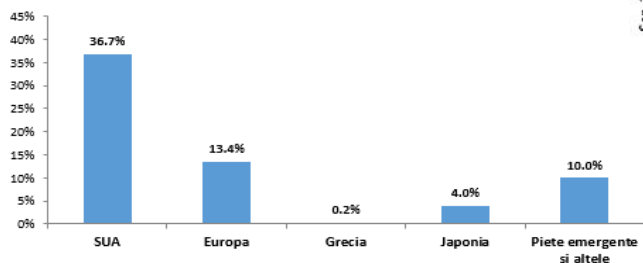
Profitul anual al clasei

Clasa	2018	2017	2016	2015	2014	2013
Romania RON	-6.47%	6.51%	5.42%	-1.97%	-	-

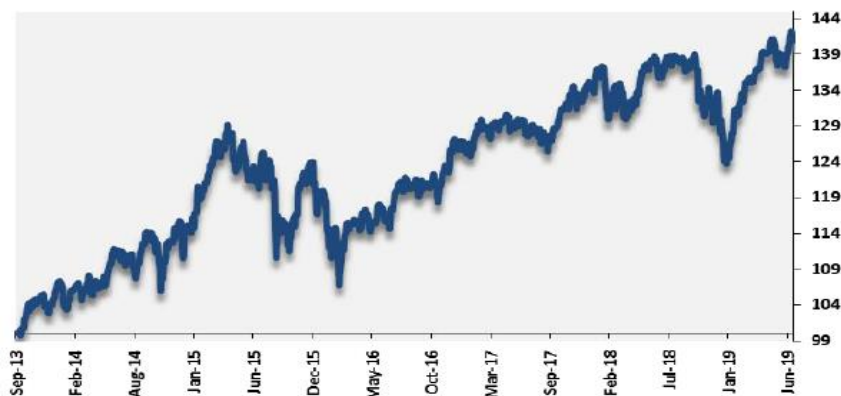
Alocarea portofoliului



Alocare geografica actiuni




Evolutie



Detineri majore

MS INVEST F-GLOBAL QAULTY (Z\$)	12,30%
PARVEST EQUITY WORLD LOW VOL (1€)	11,44%
BNP EASY S&P 500 UCITS (ETF)	9,87%
MS INVEST F -GLOBAL OPPORT	7,20%
PARVEST BD EURO GOVERNMENT	6,79%
BNY MELLON LONG TERM (W€-Acc)	6,46%
M&G LUX OPTIMAL INCOME (CI€-Acc)	5,07%
PARVEST EQ BEST SEL WLD (I\$)	4,78%
SCHRODER ISF-GLB SUST GROWTH (C\$-Acc)	4,56%
SCHRODER ISF-EUR GTV BOND (C\$-Acc)	4,21%

Alocare instrumente venit fix



Contact

Eurobank Asset Management M.F.M.C.

10 Stadiou Str, Athens, 10564, Tel: +30 210 33 52 800, Fax: +30 210 33 52 890

Email: am@eurobank.gr

Website: www.eurobankam.gr

www.eurobank.gr

Europhone Banking +30 210 95 55 000 or +30 801 111 1144