



Obiectiv investitional

Fondul investeste in principal in unitati de fond ale unor fonduri deschise de investitie OPCM si/sau FIA asa cum sunt ele descrise in art.41 (1) din legea din 2002, inclusiv ETF care investesc in principal in: a).actiuni si derivative aferente; b).instrumente transferabile de debit, inclusiv derivatele eferente; c).marfuri prin instrumente eligibile si derivatele aferente; d).depozite bancare si instrumente ale pietei monetare cu o raspandire globala nerestrictiva.

Suplimentar fondul poate sa va investa periodic (50% din activul net) direct in depozite bancare si instrumente monetare.

Fondul urmareste aprecierea capitalului pe termen lung prin oferirea unei expuneri conservatoare, balansata pe obligatiuni, imobiliare, marfuri, actiuni si cash.

Profilul investitorului

Subfondul prezinta un grad de risc mediu si se adreseaza investitorilor care urmaresc profituri pe baza unui portofoliu diversificat ale carui active sunt plasate in unitati ale OPCVM (multimanager) cu diferite clase de active (multi-active) si obiective de investitie, si care sunt administrate activ.

Date despre fond

Structura	UCITS V Luxembourg
Total Active	96,638,927.47 €
Clasa de risc	1 2 3 4 5 6 7
Referinta	40% MSCI AC World + 45% BofA EMU Broad Index + 10% Bloomberg Comodity Index + 5% FTSE/NAREIT Dev Index
Lichiditate	Zilnica
Mngnt Co	Eurobank FMC-LUX
Manager de investitii	Eurobank Asset Management MFMC
Custode	Eurobank Private Bank Luxembourg S.A.
Auditor	PricewaterhouseCoopers

Clase disponibile

	Romania
Moneda	EUR
Cod ISIN	LU0347746090
Cod Bloomberg	
Rating MorningStar	3 stele
Data lansare	29/09/2010
Active EUR	492,166.97
VUAN	1.4546
VUAN min	1.3253
VUAN max	1.4678
Comision subscriere	0%
Comision rascumparare	0%
Comision conversie	Dif comisioane de subscriere
Decontare	T+5

Comentarii

Pe parcursul anului principalele pietele de capital au cunoscut aprecieri. Astfel pietele imobiliare au crescut, cu indicele Global REITS la +13.14%, la fel si obligatiunile Euro Broad Market +5.40%, merfurile +4.47%, in timp ce pietele monetare au scazut cu -0.181%, totul in echivalent EURO.

In aceeaasi perioada intre pietele de actiuni cel mai mult a castigat indicele American MSCI US +18.33%, urmat de MSCI AC World cu +15.58%, MSCI Europe +13.63% si MSCI Japonia +7.40%, in echivalent Euro.

In zona pietelor emergente BRIC evolutia a fost dupa cum urmeaza: MSCI BRIC +13.01%, MSCI EM +9.90% si MSCI Frontier Markets +9.08%, in echivalent Euro. Restul pietelor emergente: Grecia +29.41%, Rusia +28.79%, Egipt +23.76%, la polul opus fiind Pakistan cu -17.89%, Qatar -5.81% si Turcia -3.34%, in echivalent Euro.

Imobiliarele au evoluat sub nivelul pietelor de actiuni, cu indicia FTSE EPRA/NAREIT Developed la +13.14%, FTSE EPRA/NAREIT N.America +14.93%, FTSE EPRA/NAREIT Dev Asia +13.75% si FTSE EPRA/NAREIT Dev Europe +6.41%, in echivalent Euro.

Pietele de obligatiuni: ICE BofA ML US Braod market +6.87%, ICE BofA ML Global Broad Market +6.32%, si ICE BofA ML EUR Broad +5.40%. in zona Euro obligatiunile au evoluat dupa cum urmeaza: ICE BofA ML Greek Govnt +19.77%, ICE BofA ML EUR Direct Govnt +6.00% iar ICE BofA ML EUR Corporate +5.35%, in echivalent Euro.

Marfurile au cunoscut aprecieri, cu indicele Bloomberg Commodity la +4.47%, petrolul WTI Crude Future +23.59% iar aurul Gold Spot \$/uncie +10.67%, in echivalent Euro.

Moneda americana s-a apreciat in fata EURO cu +0.62% in aceasta perioada.

Mai multe informatii pe site:



www.eurobankam.gr

© 2019 Morningstar UK. All Rights Reserved. Morningstar Ratings as of 28.06.2019

the information contained herein: (1) is property to Morningstar, (2) may not be copied (save (i) as incidentally necessary in the course of viewing it on-line, and (ii) in the course of printing off single copies of web pages o which it appears for the personal non-commercial use of those authorised to view it on-line), adapted or distributed; and (3) is not warranted to be accurate, complete or timely. This Morningstar - sourced information i provided to you by Eurobank Ergasias and is at your own risk. You agree that Morningstar is not responsible for any damages or losses arising from any use of this information and that the information must not be relie upon by you the user. Eurobank Ergasias SA informs you as follows: (i) no investment decision should be made in relation to any of the information provided other than on the advice of a professional financial advisor; (i

FONDURILE MUTUALE NU OFERA UN VENIT GARANTAT IAR PERFORMANTA ANTERIOARA NU CONSTITUIE GARANTIE PENTRU PROFITURI VIITOARE

Statistici de risc

Deviatie standard	5.95%
Var	4.73%

Profitul cumulat al clasei

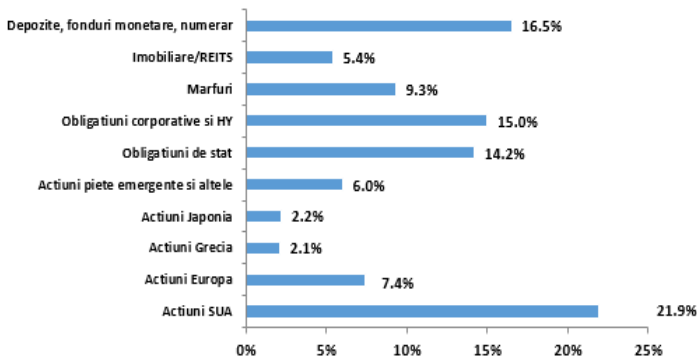
Clasa	YTD	1an	3 ani	5 ani	De la lansare
Romania	9.17%	1.73%	11.35%	17.45%	42.04%

Calcularea deviatiei standard s-a realizat utilizand date din ultimele 12 luni. Analiza VaR se bazeaza pe metoda simularilor istorice folosind percentila 99 ca si interval de incredere precum si date istorice din ultimele 12 luni.

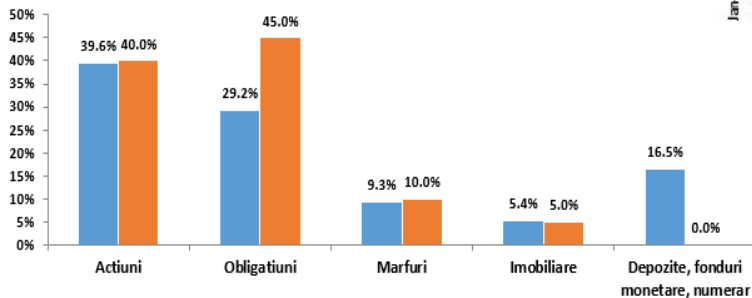
Profitul anual al clasei

Clasa	2018	2017	2016	2015	2014	2013	2012	2011
Romania	-5.30%	0.65%	5.01%	3.18%	9.06%	7.86%	10.45%	-7.89%

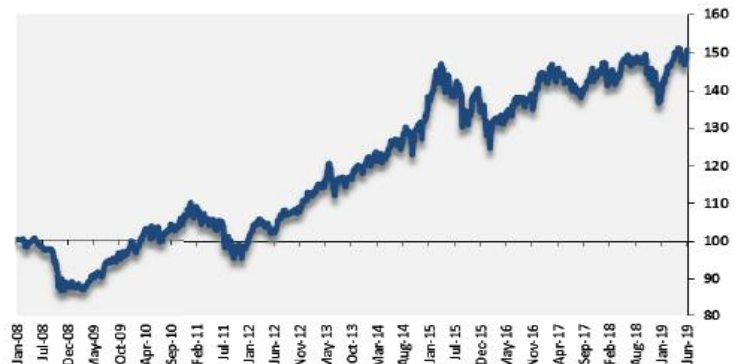
Alocarea portofoliului



■ LF FOF BB Global ■ Benchmark



Evolutie



Detineri majore

PARVEST BD EURO GOVERNMENT	7,82%
GOLDMAN SACHS US CORE	5,81%
JPM AMERICA EQTY (CS-Acc)	5,58%
PARVEST EQUITY WORLD LOW VOL (1€)	5,06%
PIMCO COMMODITY REAL RET STR (1\$)	4,79%
CASH IN USD (EUROBANK LUX)	4,77%
PARVEST WRD COMMODITIES IC	4,53%
PARVEST BOND EURO (1€)	4,41%
FRANKLIN U.S. OPPORTUNITIES FUND (1\$)	3,98%
BNY MELLON GLF EUROLAND BND (W€-Acc)	3,94%

Contact

Eurobank Asset Management M.F.M.C.

10 Stadiou Str, Athens, 10564, Tel: +30 210 33 52 800, Fax: +30 210 33 52 890

Email: am@eurobank.gr

Website: www.eurobankam.gr

www.eurobank.gr

Europhone Banking +30 210 95 55 000 or +30 801 111 1144

FONDURILE MUTUALE NU OFERA UN VENIT GARANTAT IAR PERFORMANTA ANTERIOARA NU CONSTITUIE GARANTIE PENTRU PROFITURI VIITOARE