

Executive Summary

• Macroeconomics

Romania will meet 2011 budget gap target of 4.4% of GDP.

• Forex

The euro traded at \$1.3082 at 5:02 p.m. in New York. The EUR/RON closed at 4.3155/4.3175.

• Money Market

RON T/N trading range was 2.63% - 3.26%.

• Equities

Domestic

The BSE closed red, BET-C lost 0.20% on higher volumes, while BET decreased 0.63%, BET-FI lost 2.29%.

RASDAQ-C closed red (-0.40%) on higher volumes, while Tier I and Tier II were flat.

Foreign

U.S. stocks advance as housing data beat economists' estimates. European stocks rise on German business confidence.

• Commodities

All major commodities up.

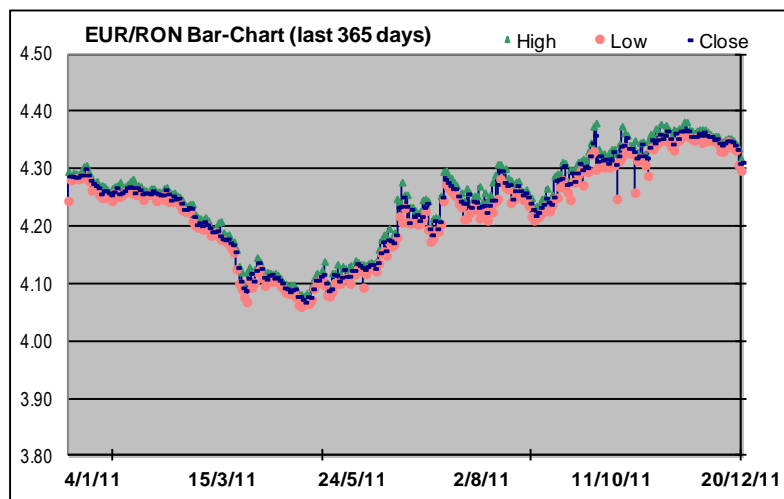
Market Data (as of 21 December 2011)

(market info sources: Bloomberg Professional Service, www.bvb.ro, www.bse.hu)

• Forex (as of 21-Dec-11)

FX Rates*	Prv. Day	Min 52W	Max 52W	Ytd	-52W
EUR/RON	4.3122	4.0601	4.3821	4.2900	4.2882
USD/RON	3.2949	2.7352	3.3568	3.2342	3.2669
CHF/RON	3.5432	3.1021	4.0619	3.4513	3.4090
100HUF/RON	1.4356	1.3725	1.6075	1.5343	1.5494

* since Bloomberg is the data source NBR rates will likely differ

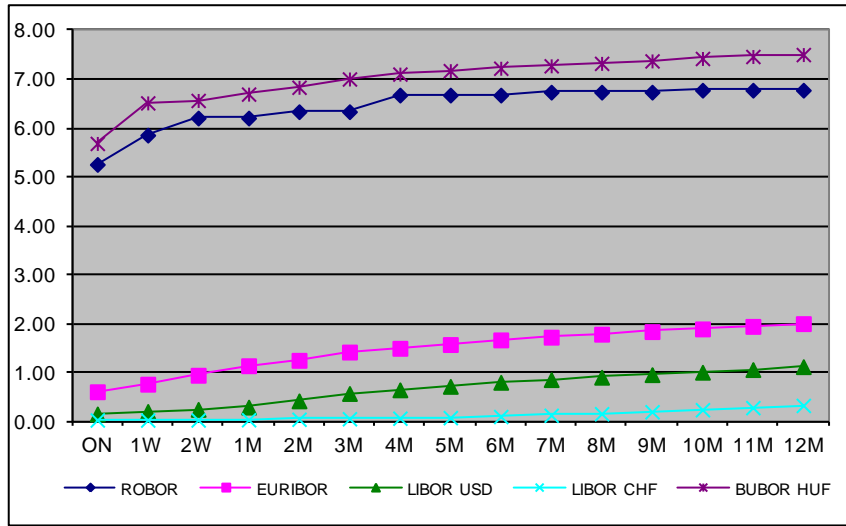


• Money Markets (valid for 21 December 2011)

Rate	ON	1W	2W	1M	2M	3M	4M	5M	6M	7M	8M	9M	10M	11M	12M
ROBOR*	5.26	5.86	-	6.21	-	6.34	-	-	6.68	-	-	6.74	-	-	6.78
EURIBOR**	0.61	0.76	0.94	1.14	1.25	1.42	1.50	1.57	1.67	1.72	1.78	1.84	1.89	1.94	2.00
LIBOR USD	0.15	0.20	0.24	0.29	0.42	0.57	0.64	0.72	0.80	0.85	0.90	0.96	1.00	1.06	1.12
LIBOR CHF	0.03	0.03	0.03	0.03	0.04	0.05	0.06	0.08	0.10	0.12	0.16	0.20	0.24	0.28	0.33
BUBOR HUF	5.69	6.52	6.57	6.70	6.84	7.01	7.11	7.18	7.23	7.28	7.33	7.38	7.43	7.47	7.51

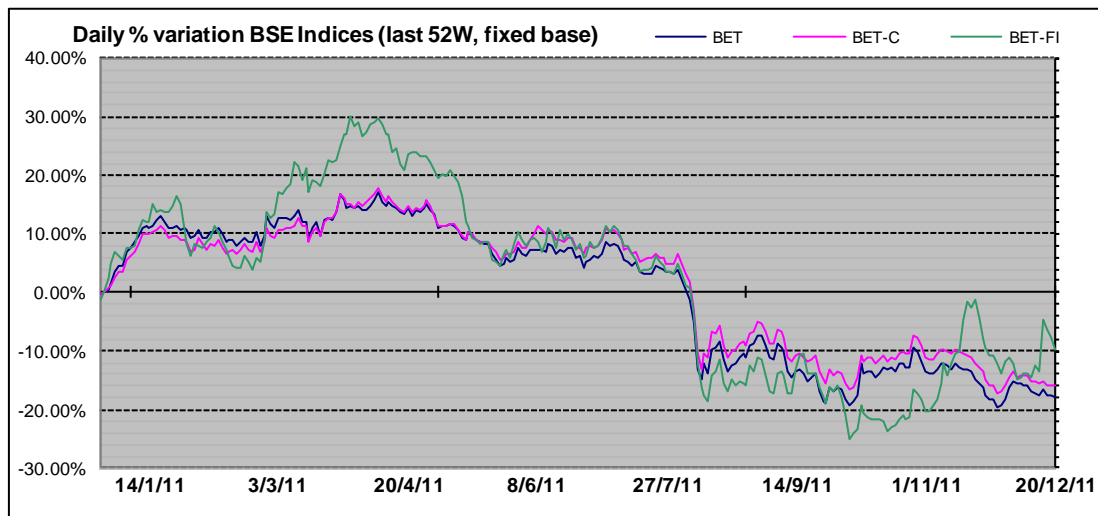
* in the chart below, values for maturities where there is no quote are proxied by the maximum of the previous and the next maturity

** EONIA for ON



(source for the graph: the last table on the page above)

Equities



(source for the graph: Bloomberg data on BSE indices)

Domestic

Indices (RON)	Last close	1d%	Ytd%	52W%
BET	4,256.07	-0.63	-18.46	-17.10
BET-C	2,582.23	-0.20	-16.61	-14.95
BET-FI	18,870.03	-2.29	-11.98	-7.63
ROTX	7,806.50	0.38	-27.73	-26.43
Rasdaq-C	1,536.89	-0.40	-8.52	-7.67
RAQ-I	881.39	0.00	-38.88	-46.85
RAQ-II	2,164.97	0.00	-29.17	-24.38

Foreign

Indices	Last close	1d%	Ytd%	52W%
DJIA (USD)	12,103.58	2.87	4.61	5.45
S&P 500 (USD)	1,241.30	2.98	-1.32	-0.46
DAX (EUR)	5,847.03	3.11	-15.43	-16.69
FTSE 100 (GBP)	5419.6	1.02	-9.23	-8.01
STOXX 600 (EUR)	238.51	2.04	-13.90	-14.32
BUX (HUF)	17,650.43	0.75	-17.12	-16.89

Top 5 most traded	Volume -RON	Volume - shares	Trades	Last price	1d%
FP	9,480,847	22,387,500	268	0.4250	0.14
SIF3	4,356,711	8,075,000	898	0.5360	-4.29
BRD	3,211,816	304,550	57	11.0000	3.77
SIF5	2,471,216	2,344,000	458	1.0500	-4.11
SIF2	2,247,573	2,195,000	206	1.0220	-1.26

Trading Volumes	BVB	Rasdaq	BUSE	NYSE listed	Nasdaq	LSE	STOXX 600 *
Previous Day	8.60	0.06	42.04	18,318.06	10,017.55	3,438.95	238.51
Ytd Avg. (EUR mn)	9.33	0.54	56.74	19,784.88	11,622.67	5,216.50	259.60
MCAp (EUR bn)**	15.71	2.26	15.57	3,409.14	12,633.96	2,440.13	5,952.18

* 600 stocks from 15 EU countries + Switzerland, Norway and Iceland

** For BUSE, NYSE, NSADAQ and LSE only stock listed primarily on that specific market

Best 5 performers	Volume -RON	Volume - shares	Trades	Last price	1d%
STZ	230	1,000	1	0.2300	15.00
UAM	660	1,500	2	0.4398	12.77
CMCM	720	4,000	4	0.1900	11.76
TUFE	82	500	1	0.1635	7.92
RMAH	915	4,500	42	0.0646	7.00

Worst 5 performers	Volume -RON	Volume - shares	Trades	Last price	1d%
EPT	1,310	29,000	13	0.0449	-14.96
COFI	353,261	13,060,400	535	0.0254	-14.48
CBC	1,060	200	1	5.3000	-11.67
TRP	1,156	5,500	2	0.2100	-8.70
CEON	581	12,000	3	0.0481	-7.68

- **Commodities**

Item (market)	unit	last close	1d%	Ytd%	52W%
Oil (Brent crude)	USD/barrel	106.73	2.98	14.11	14.37
Gold (COMEX)	USD/ounce	1617.6	1.31	13.96	15.53
Platinum (NYMEX)	USD/ounce	1432.9	1.37	-18.32	-16.61
Silver (COMEX)	USD/ounce	29.536	2.29	-4.11	-0.33
Wheat (CBOT)	USD/bushel	6.0775	1.33	-29.23	-27.93
Corn (CBOT)	USD/bushel	6.07	1.00	8.54	10.21

- **OTP AM – Open-End Funds (as of 19-Dec-11)**

Open-end fund	ccy	last NAV/U	1d%	Ytd%	52W%
OTP AvantisRO	RON	5.5700	-0.54	-15.09	-12.42
OTP Obligatiuni	RON	11.4400	0.09	13.94	15.67
OTP ComodisRO	RON	13.9410	0.04	6.29	6.55
OTP Euro Bond	EUR	10.4911	0.04	4.39	4.51

Market Highlights (as of 20 December 2011)

- **Forex**

The 17-nation euro appreciated 0.7 percent to \$1.3082 at 5:02 p.m. New York time, after touching the strongest level since Dec. 13. Europe's shared currency strengthened 0.4 percent to 101.89 yen. The dollar fell 0.2 percent to 77.89 yen. (Bloomberg)
EUR/RON opened at 4.3100/4.3120 and closed at 4.3155/4.3175. (ContiCap)

- **Money Market**

RON T/N trading range was 2.63% - 3.26%. The front end moved down negligibly due to the funding (1m -1.5bp, 2m -1.5bp, 3m -2.5bp) with no moves at all in the longer end. (ContiCap)

- **Equities**

- **Domestic**

The BSE closed red (BET-C, which does not include the SIFs lost 0.20%) on higher volumes but still below this year's average volume. While BET blue chips index decreased 0.63%, BET-FI lost 2.29%.

RASDAQ-C closed red (-0.40%), while Tier I and Tier II were flat. The trading volume was higher but still below 2011's average volume.

- **Foreign**

The S&P 500 rose 3 percent to 1,241.30 at 4 p.m. New York time, as 492 out of 500 stocks gained. The gauge lost 1.2 percent a day before. The Dow Jones Industrial Average added 337.32 points, or 2.9 percent, to 12,103.58 yesterday. The Russell 2000 Index of small companies rallied 4.2 percent to 738.22. The benchmark Stoxx Europe 600 Index gained 2 percent to 238.51 at the close in London, its biggest advance since Nov. 30, as the gauge rebounded from an earlier slide of as much as 0.5 percent. (Bloomberg)

- **Commodities**

Brent oil for February settlement on the London-based ICE Futures Europe exchange increased 3.2 percent to \$106.92. (Bloomberg)

Latest Financial News

- **Macroeconomics**

Romania 11-months new commercial vehicle registrations rise 47.1% - ACEA.

Registrations of new commercial vehicles rose 47.1% to 12,100 units in Romania through November, provisional data of the European Automobile Manufacturers' Association indicated on Tuesday. In November alone, new commercial vehicle registrations in Romania increased by 10% on the year to 1,263 units, the European Automobile Manufacturers' Association, ACEA, said in a statement on its website. Registrations of new light commercial vehicles of up to 3.5 tonnes in Romania rose 47.2% on the year to 8,579 units through November. (SeeNews)

Romania will meet 2011 budget gap target of 4.4% of GDP.

Romania is on track to meet its budget deficit target of 4.4 percent of gross domestic product this year, Prime Minister Emil Boc said at a conference in Bucharest yesterday. The country's public debt will stay at around the current level of 33 percent of GDP, he said. (Bloomberg)

- **Forex**

Euro advances before ECB loan operation results, as stocks rise.

The euro rose for a second day, this morning, before the European Central Bank announces results of its first tranche of unlimited three-year loans amid speculation the facility is spurring demand for the region's sovereign debt. The 17-nation currency advanced toward a one-week high against the dollar after Spain's borrowing costs fell yesterday when the country sold more than its maximum target of bills. The dollar declined against 14 of its 16 major counterparts on

reduced demand for a refuge as Asian equities rallied on signs the U.S. economic recovery is being sustained. (Bloomberg)

- **Money Market**

National Bank of Hungary raises key rate by 50bp.

The National Bank of Hungary's Monetary Council decided to raise the central bank's key rate by 50bp to 7.00pc at a meeting on Tuesday. The decision was in line with expectations and followed another 50bp rate rise in November that came days after Moody's downgraded Hungary's sovereign rating to "junk". The tightening in November was the first rate change in ten months. (MTI-ECONEWS)

- **Equities**

- **Domestic**

Romania's Oltchim to rotate 993 workers on forced leave in January.

Romanian chemicals company Oltchim (OLT RO) said on Tuesday it will send some of its employees on forced leave on a rotating basis between January 3 and January 31 due to a shortage of raw materials and working capital. The measure will affect 993 employees of the company, Oltchim said in a statement. Oltchim had 3,470 employees at the end of September, according to data from the Bucharest bourse, where the company is listed. The company scaled back its operations in September, October, November and December. (SeeNews)

Romania asks to join project linking electricity markets in Hungary, Slovakia and Czech Republic.

Romania has asked to join a project that links the electricity markets of Hungary, Slovakia and the Czech Republic, Hungarian transmission system operator MAVIR told MTI on Tuesday. The markets for next-day delivery of electricity products in Hungary, Slovakia and the Czech Republic are expected to be connected by July 1, 2012, said Hungarian Energy Office (MEH) director Gabor Szorenyi. The project is part of an EU directive to establish the Internal Electricity Market (IEM) by 2014. (MTI-ECONEWS)

Foreign*Oracle Corp. quarterly sales and profit missed analysts' estimates.*

Oracle Corp. (ORCL) tumbled 10 percent to \$26.19 at 5:23 p.m. New York time. The second-largest software maker reported quarterly sales and profit that missed analysts' estimates as customers held off on purchasing database and applications software. The shares rose 1.9 percent to \$29.17 in regular trading. (Bloomberg)

Daimler AG seeks investor for a 10 percent stake.

Daimler AG (DAI) paced a rally in carmakers, climbing 5.9 percent to 33.19 Euros. The automaker is seeking an investor to take a stake of as much as 10 percent and is in talks with China Investment Corp., Manager Magazin reported. (Bloomberg)

Commodities*Crude oil rises a third day in New York on U.S. economy, stockpile decline.*

Oil climbed for a third day in New York as investors bet that fuel demand may increase amid signs of an economic recovery and declining stockpiles in the U.S., the world's biggest crude consumer. "Economic data is painting a better global growth scenario and that's clearly feeding into firmer oil prices," said Michael McCarthy, a chief market strategist at CMC Markets Asia Pacific Pty in Sydney who predicts New York futures will settle between \$99 and \$102 a barrel at the end of the year. "We'll be watching the inventory data tonight following the API." (Bloomberg)

**LEGEND**

"**Min / Max 52W**" = Minimum / Maximum value recorded in the past 52 weeks
 "Last close / price" = the closing price for the last trading session before the issue date of this report
 "**MCap**" = Market capitalization;
 "**52W%**" = cumulative % increase/decrease during the past 52 weeks;
 "**Ytd Avg.**" = average value since the beginning of the current year
 "**Ytd**" (Year to date) = quotation in the first trading day of the year;
 "**Ytd%**" (Year to date %) = cumulative % increase/decrease since the end of the previous year;
 "**1d%**" = % increase/decrease between Last close and the closing price of the day before the Last close date
 "**BuSE**" = Budapest Stock Exchange

**DISCLAIMER**

- This report is issued for information purposes only and should not be interpreted as a suggestion, an invitation or an offer to enter into any transaction. Also it is not and should not be considered a recommendation for investment in financial instruments according to C.N.V.M. Regulations no. 15/2006 and 32/2006.
- This report is not intended to influence in any way or to be considered a substitute to research and advice centered on the specific investment objectives and constraints of the recipient (including tax concerns) therefore investors should obtain individual financial advice.
- The issuer of this report does not claim that the information presented herein is perfectly accurate or complete. However it is based on sources available to the public and widely believed to be reliable. Also the opinions and estimates presented herein reflect a professional subjective judgment at the original date of publication and are therefore subject to change thereafter without notice. Furthermore there can be no guarantees that any market developments will unfold as forecasted.
- OTP Bank Romania SA may have issued reports that are different or inconsistent with the information expressed within this report and is under no obligation to update or keep current the information contained herein.
- This document is intended only for the direct and sole use of the selected customers of OTP Bank Romania SA. Any form of reproduction or redistribution to any other person that the intended recipients, including publication in whole or in part for any purpose, must not be made without the express agreement of OTP Bank Romania SA.
- Please note that the Internet is not a secure environment and OTP Bank Romania SA does not accept any liability for any loss caused by the result of using this report in a form altered or delayed by the willful or accidental interception, corruption or virus infection.

OTP BANK SALES & TRADING –Treasury & Capital Markets Directorates

Mihaela Alexandru, Treasury Deputy Director / mihaela.alexandru@otpbank.ro / +40 21 307.58.09;
 Alina Onica, Chief of Foreign Exchange / alina.onica@otpbank.ro / +40 21 307.58.09;
 Virginia Baldovin, Chief of MM and Fixed Income / virginia.baldovin@otpbank.ro / +40 21 307.58.09;
 Alina Vrabioiu, Senior Sales Dealer / alina.vrabioiu@otpbank.ro / +40 21 307.58.09;
 Tania Fantana, Sales Dealer / tania.fantana@otpbank.ro / +40 21 307.58.09;
 Irina Ananiese, Sales Dealer / irina.ananiese@otpbank.ro / +40 21 307.58.09;
 Silviu Enache, Capital Markets Director / Silviu.enache@otpbank.ro / +40 21 307.58.27;
 Alexandru Ilisie, Equities Trader, alexandru.ilisie@otpbank.ro / +40 21 307.58.27;
 Alexandru Teodor Tibuleac, Equities Trader alexandru.tibuleac@otpbank.ro / +40 21 307.58.27.