

## Executive Summary

### • Macroeconomics

EU said to consider wielding \$1.3 trillion to break impasse.

### • Forex

The euro traded at \$1.3774 at 8:45 a.m. in New York. The EUR/RON closed at 4.3290/4.3310.

### • Money Market

RON T/N trading range was 1.59%/1.87%.

### • Equities

#### Domestic

The BSE closed mixed, BET-C declined 0.45% on higher volumes, with BET losing 0.87% and BET-FI increasing 0.67%.

RASDAQ-C closed flat on higher volumes, while Tier I lost 0.09%, Tier II remained unchanged.

#### Foreign

U.S. stocks fall as Merkel cancels bailout speech. European stocks drop as leaders split on rescue.

### • Commodities

Oil, wheat and corn up. Most other major commodities down.

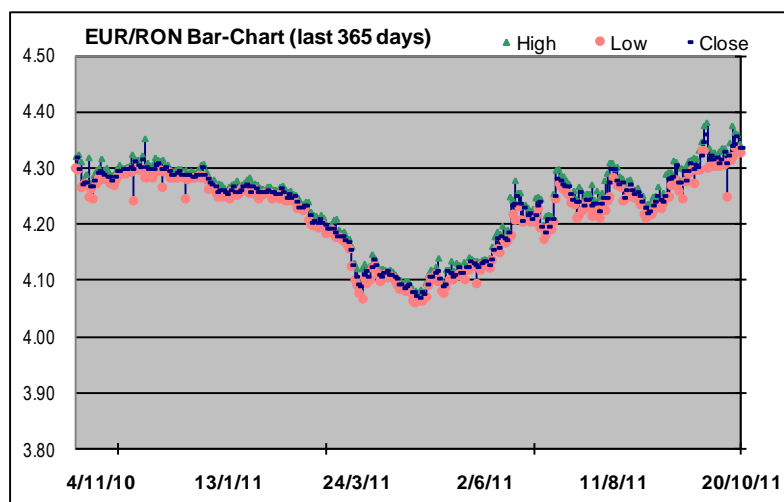
## Market Data (as of 21 October 2011)

(market info sources: Bloomberg Professional Service, [www.bvb.ro](http://www.bvb.ro), [www.bse.hu](http://www.bse.hu))

### • Forex (as of 21-Oct-11)

FX Rates*	Prv. Day	Min 52W	Max 52W	Ytd	-52W
EUR/RON	4.3365	3.8285	4.3802	4.2900	4.3178
USD/RON	3.1636	2.7352	3.3135	3.2342	3.0960
CHF/RON	3.5287	3.0939	4.0619	3.4513	3.2006
100HUF/RON	1.4427	1.4348	1.6075	1.5343	1.5676

\* since Bloomberg is the data source NBR rates will likely differ

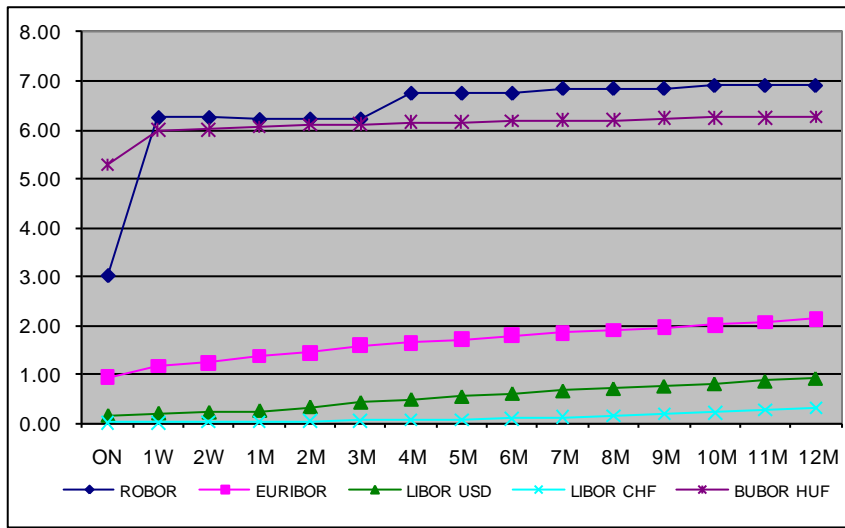


### • Money Markets (valid for 21 October 2011)

Rate	ON	1W	2W	1M	2M	3M	4M	5M	6M	7M	8M	9M	10M	11M	12M
ROBOR*	3.00	6.25	-	6.21	-	6.22	-	-	6.75	-	-	6.85	-	-	6.91
EURIBOR**	0.93	1.16	1.23	1.37	1.44	1.58	1.64	1.70	1.79	1.85	1.90	1.96	2.00	2.07	2.12
LIBOR USD	0.14	0.19	0.21	0.24	0.32	0.42	0.48	0.54	0.60	0.65	0.70	0.75	0.81	0.86	0.92
LIBOR CHF	0.01	0.01	0.02	0.02	0.03	0.04	0.06	0.07	0.09	0.11	0.15	0.18	0.22	0.26	0.31
BUBOR HUF	5.29	5.99	6.01	6.06	6.10	6.12	6.15	6.15	6.19	6.20	6.20	6.24	6.25	6.25	6.27

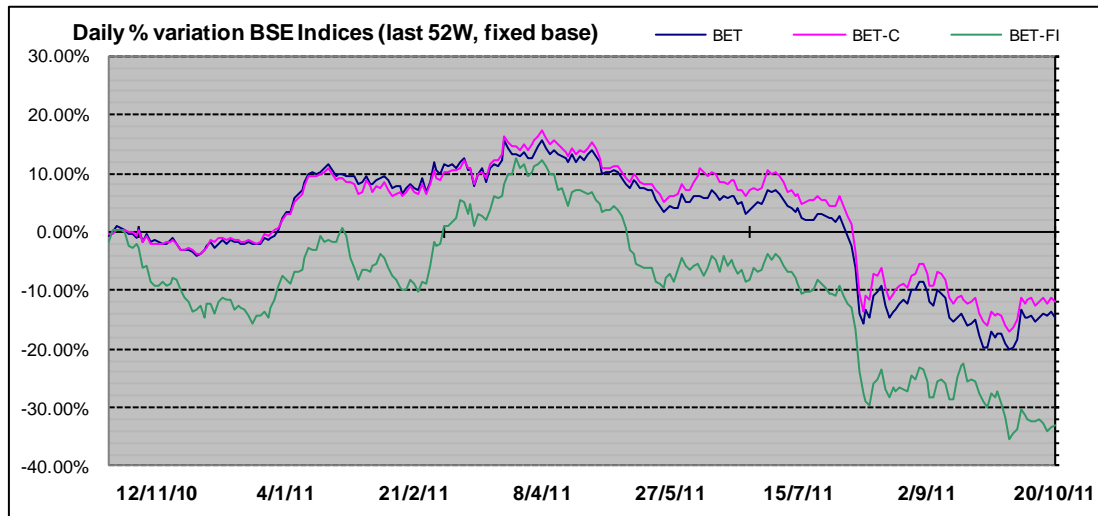
\* in the chart below, values for maturities where there is no quote are proxied by the maximum of the previous and the next maturity

\*\* EONIA for ON



(source for the graph: the last table on the page above)

Equities



(source for the graph: Bloomberg data on BSE indices)

Domestic

Indices (RON)	Last close	1d%	Ytd%	52W%
BET	4,487.13	-0.87	-14.03	-14.60
BET-C	2,724.65	-0.45	-12.01	-11.95
BET-FI	16,220.45	0.67	-24.34	-34.31
ROTX	8,415.20	-1.18	-22.09	-21.03
Rasdaq-C	1,544.35	0.00	-8.07	-12.18
RAQ-I	1,106.90	-0.09	-23.24	-53.11
RAQ-II	2,179.27	0.00	-28.70	-29.62

Foreign

Indices	Last close	1d%	Ytd%	52W%
DJIA (USD)	11,541.78	0.32	-0.24	3.91
S&P 500 (USD)	1,215.39	0.46	-3.38	3.16
Nasdaq-C (USD)	434.53	-0.33	-42.16	-31.98
FTSE 100 (GBP)	5384.68	-1.21	-9.82	-6.01
STOXX 600 (EUR)	233.07	-1.54	-15.87	-12.42
BUX (HUF)	17,105.39	-2.04	-20.27	-27.61

Top 5 most traded	Volume -RON	Volume - shares	Trades	Last price	1d%
FP	6,694,246	15,188,800	189	0.4424	0.09
EBS	1,748,630	25,837	454	67.4500	-3.51
BRD	1,396,934	121,430	262	11.3500	-0.44
CBC	1,237,185	342,400	13	3.6000	-14.29
TLV	611,819	643,500	63	0.9485	-1.71

Trading Volumes	BVB	Rasdaq	BUSE	NYSE listed	Nasdaq	LSE	STOXX 600 *
Previous Day	4.57	0.06	27.11	17,642.79	11,176.07	4,650.75	233.07
Ytd Avg. (EUR mn)	9.88	0.62	57.60	20,075.24	11,881.82	5,315.89	264.33
MCap (EUR bn)**	17.21	2.30	15.07	3,238.22	11,780.34	2,347.59	5,816.93

\* 600 stocks from 15 EU countries + Switzerland, Norway and Iceland  
 \*\* For BUSE, NYSE, NSADAQ and LSE only stock listed primarily on that specific market

Best 5 performers	Volume -RON	Volume - shares	Trades	Last price	1d%
CMF	2,475	1,500	3	1.7250	15.00
OLT	71,233	103,000	69	0.7005	14.93
SRT	3,782	182,000	50	0.0209	14.84
EPT	2,614	43,500	24	0.0620	5.08
ATB	15,644	38,500	16	0.4190	4.10

Worst 5 performers	Volume -RON	Volume - shares	Trades	Last price	1d%
MJM	340	1,000	1	0.3400	-15.00
CBC	1,237,185	342,400	13	3.6000	-14.29
CMCM	65	500	1	0.1303	-13.08
SPCU	79	500	1	0.1570	-7.54
ALU	2,022	2,000	7	1.0100	-5.61

- **Commodities**

Item (market)	unit	last close	1d%	Ytd%	52W%
Oil (Brent crude)	USD/barrel	109.76	1.26	17.30	25.68
Gold (COMEX)	USD/ounce	1612.9	-2.07	13.84	19.12
Platinum (NYMEX)	USD/ounce	1490.4	-2.15	-15.04	-12.89
Silver (COMEX)	USD/ounce	30.281	-3.18	-1.48	25.96
Wheat (CBOT)	USD/bushel	6.3075	1.82	-25.86	-19.19
Corn (CBOT)	USD/bushel	6.495	1.72	17.82	22.03

- **OTP AM – Open-End Funds (as of 19-Oct-11)**

Open-end fund	ccy	last NAV/U	1d%	Ytd%	52W%
OTP AvantisRO	RON	5.3800	0.56	-17.99	-21.69
OTP Obligatiuni	RON	11.3100	0.09	12.65	11.21
OTP ComodisRO	RON	13.7885	0.02	5.13	6.95
OTP Euro Bond	EUR	10.4136	0.01	3.61	4.24

## Market Highlights (as of 20 October 2011)

- **Forex**

The euro was little changed at \$1.3774 at 8:45 a.m. New York time, after advancing 0.6 percent. The European currency gained 0.4 percent to 106.08 yen. The dollar appreciated 0.3 percent to 77.04 yen after falling 0.2 percent. (Bloomberg)

EUR/RON opened at 4.3370/4.3390 and strengthened for the second consecutive day to close at 4.3290/4.3310. (ContiCap)

- **Money Market**

RON T/N traded at 1.59% - 1.87%. (ContiCap)

- **Equities**

- **Domestic**

The BSE closed green (BET-C, which does not include the SIFs lost 0.85%) on higher volumes but still below this year's average volume. While BET blue chips index decreased 0.87%, BET-FI advanced 0.67%.

RASDAQ-C closed flat, while Tier I lost 0.09%, Tier II was flat. The trading volume was higher but still below 2011's average volume.

- **Foreign**

The S&P 500 rose 0.5 percent to 1,215.39 at 4 p.m. New York time, after falling as much as 1 percent and rallying 0.8 percent earlier yesterday. The Dow Jones Industrial Average climbed 37.16 points, or 0.3 percent, to 11,541.78. The benchmark Stoxx Europe 600 Index slid 1.5 percent to 233.07 at the close of trading, extending losses after Die Welt reported that Germany hasn't ruled out postponing a euro-area summit planned for Oct. 23. That's the biggest decline since Oct. 4 and brings the retreat from this year's high in February to 20 percent. (Bloomberg)

- **Commodities**

Brent crude for December settlement was up 0.4 percent at \$108.85 a barrel on the ICE Futures Europe exchange in London, paring an earlier 1.2 percent gain. (Bloomberg)

## Latest Financial News

- **Macroeconomics**

*EU said to consider wielding \$1.3 trillion to break impasse.*

European governments may unleash as much as 940 billion Euros (\$1.3 trillion) to fight the debt crisis, seeking to break a deadlock between Germany and France that is forcing leaders to hold two summits within four days. Negotiations on combining the European Union's temporary and planned permanent rescue funds as of mid-2012, while scrapping a ceiling on bailout spending, accelerated this week after efforts to leverage the temporary fund ran into European Central Bank opposition and provoked the French-German clash, two people familiar with the discussions said. They declined to be identified because political leaders will have to decide. That option may be one way out of the impasse between Europe's two biggest economies. Finance ministers meet in Brussels today from about 2 p.m. to lay the groundwork for an Oct. 23 meeting of government leaders that had been the deadline for a solution to the debt crisis. (Bloomberg)

- **Forex**

*Zloty slides to lowest in two weeks on European summit concern.*

The Polish zloty slid to the lowest in more than two weeks against the euro on concern European leaders won't agree on plans to tame the region's debt crisis. The zloty lost 1.6 percent to 4.4121 against the euro as of 5:28 p.m. in Warsaw, its weakest level on a closing basis since Oct. 5. It had the fourth-steepest drop among more than 20 emerging-market currencies tracked by Bloomberg yesterday. Herman Van Rompuy is sticking with a plan to hold an Oct. 23 summit to stem the euro-area debt crisis, an EU official told reporters in Brussels on the condition of anonymity. Newspaper Die Welt reported earlier yesterday that the German government doesn't rule out a delay of the leaders' meeting as a result of divisions over leveraging the bailout fund, the European Financial Stability Facility. (Bloomberg)

- **Money Market**

*U.S. banks cut exposure to French public sector in 2Q.*

U.S. banks cut lending to France's public sector by \$1.5 billion in 2Q, Bank for International Settlements data show. U.K. banks cut French bank exposure by about \$3 billion. Total foreign claims on France rose 9%, driven by Germany increasing its exposure by 8%. France's recently rising CDS may have led others to cut lending in 3Q. (Bloomberg)

*Romania sells 182.09 mln Lei (42 mln Euro) in 3-yr T-notes, yields flat.*

Romania on Thursday sold 182.09 million lei (\$57.7 million/42 million euro) in three-year Treasury notes, sharply below its 600 million lei offer, the central bank said. The average yield was 7.49%, unchanged from the previous auction held on September 15, the central bank, which sells government securities on behalf of the finance ministry, said in a statement. Bids were placed for 835.7 million lei worth of T-notes in Thursday's auction. The average accepted price was equal to 96.7702% of par. (SeeNews)

## • Equities

### Domestic

*Romania gets 44.7% of Rompetrol Rafinare in debt-for-equity swap.*

Romania's Finance Ministry has received a 44.7% stake in Rompetrol Rafinare (RRC RO), the oil refining unit of Dutch-based Rompetrol Group, following a debt-for-equity swap, the unit said on Thursday. Rompetrol Group cut its stake in the company to 43.7% from 79.1% following the swap, Rompetrol Rafinare said in a statement. Rompetrol Group, majority owned by Kazakh state-owned energy company KazMunaiGaz, had to repay 571 million euro (\$781 million) in Rompetrol Rafinare debt to the Romanian state. The debt was converted into seven-year corporate bonds in 2003 under a government decision and since then the refinery has repaid 54 million euro of its debt to the state through bond repurchases. Last September, Rompetrol Rafinare's shareholders decided to convert the remaining 20,652,098 bonds, or 517 million euro, into 19.715 billion shares. (SeeNews)

*Erste chairman will look at Treichl's bonus, Standard reports.*

Erste Group Bank AG's (EBS AV) supervisory board will look into revising Chief Executive Officer Andreas Treichl's 2010 bonus, Austrian daily newspaper Der Standard reported, citing Erste's supervisory board Chairman Heinz Kessler. Treichl received performance-related salaries of 1.3 million Euros (\$1.8 million) in 2010, in addition to "other compensation" of 448,000 Euros and a base salary of 1.05 million Euros, the Vienna-based newspaper said. (Bloomberg)

### Foreign

*OMV oil production rose in third quarter on Austria, New Zealand.*

OMV AG, central Europe's biggest energy company, said third-quarter hydrocarbon recoveries in New Zealand and Austria drove production higher. Production in the quarter ending Sept. 30 rose to 283,000 barrels a day from 275,000 barrels in the second quarter, according to a company statement. Gas sale volumes in the quarter rose to 4.79 bcm from 4.69 bcm. (Bloomberg)

*Olympus scandal spurs record speculation via margin accounts.*

A record number of shares in Olympus Corp. are being bought and sold through Japanese margin-trading accounts as investors seek to capitalize on volatility amid a scandal over payments to advisers. The number of Olympus shares being held through margin accounts has surged to the highest since at least 1997, according to data from Japan Securities Finance Co., a provider of loans and lending services. Olympus has lost almost half of its value since Michael C. Woodford was fired as president on Oct. 13 after calling for a probe of \$687 million in payments during a \$2 billion takeover in 2008. "Investors see this as a rare opportunity to gain big profits in the short term," said Kenichi Hirano, a general manager and strategist at Tachibana Securities Co. in Tokyo. "The volatility of Olympus is rising and the share price is likely to swing wildly in both directions." (Bloomberg)

## • Commodities

*Sugar traders most bearish in three months on glut.*

Sugar traders and analysts are the most bearish in almost three months on mounting speculation that supply will outpace demand for the first time in four years, creating a glut that may persist through 2013. Nine of 13 people surveyed by Bloomberg expect raw sugar to drop on the ICE Futures U.S. exchange next week, the highest proportion since the end of July. The last time they were that bearish, prices fell 7.6 percent the following week. Speculators cut their bets on higher prices by 49 percent since the end of July, Commodity Futures Trading Commission data show. Traders also expect lower refined-sugar prices next week, and gains in gold, copper, corn and soybeans, separate surveys showed. (Bloomberg)



## LEGEND

"Min / Max 52W" = Minimum / Maximum value recorded in the past 52 weeks

"Last close / price" = the closing price for the last trading session before the issue date of this report

"MCap" = Market capitalization;

"52W%" = cumulative % increase/decrease during the past 52 weeks;

"Ytd Avg." = average value since the beginning of the current year

"Ytd" (Year to date) = quotation in the first trading day of the year;

"Ytd%" (Year to date %) = cumulative % increase/decrease since the end of the previous year;

"1d%" = % increase/decrease between Last close and the closing price of the day before the Last close date

"BuSE" = Budapest Stock Exchange

**DISCLAIMER**

- This report is issued for information purposes only and should not be interpreted as a suggestion, an invitation or an offer to enter into any transaction. Also it is not and should not be considered a recommendation for investment in financial instruments according to C.N.V.M. Regulations no. 15/2006 and 32/2006.
- This report is not intended to influence in any way or to be considered a substitute to research and advice centered on the specific investment objectives and constraints of the recipient (including tax concerns) therefore investors should obtain individual financial advice.
- The issuer of this report does not claim that the information presented herein is perfectly accurate or complete. However it is based on sources available to the public and widely believed to be reliable. Also the opinions and estimates presented herein reflect a professional subjective judgment at the original date of publication and are therefore subject to change thereafter without notice. Furthermore there can be no guarantees that any market developments will unfold as forecasted.
- OTP Bank Romania SA may have issued reports that are different or inconsistent with the information expressed within this report and is under no obligation to update or keep current the information contained herein.
- This document is intended only for the direct and sole use of the selected customers of OTP Bank Romania SA. Any form of reproduction or redistribution to any other person that the intended recipients, including publication in whole or in part for any purpose, must not be made without the express agreement of OTP Bank Romania SA.
- Please note that the Internet is not a secure environment and OTP Bank Romania SA does not accept any liability for any loss caused by the result of using this report in a form altered or delayed by the willful or accidental interception, corruption or virus infection.

**OTP BANK SALES & TRADING –Treasury & Capital Markets Directorates**

Mihaela Alexandru, Treasury Deputy Director / mihaela.alexandru@otpbank.ro / +40 21 307.58.09;  
Alina Onica, Chief of Foreign Exchange / alina.onica@otpbank.ro / +40 21 307.58.09;  
Virginia Baldovin, Chief of MM and Fixed Income / virginia.baldovin@otpbank.ro / +40 21 307.58.09;  
Alina Vrabioiu, Senior Sales Dealer / alina.vrabioiu@otpbank.ro / +40 21 307.58.09;  
Tania Fantana, Sales Dealer / tania.fantana@otpbank.ro / +40 21 307.58.09;  
Irina Ananiese, Sales Dealer / irina.ananiese@otpbank.ro / +40 21 307.58.09;  
Silviu Enache, Capital Markets Director / Silviu.enache@otpbank.ro / +40 21 307.58.27;  
Alexandru Ilisie, Equities Trader, alexandru.ilisie@otpbank.ro / +40 21 307.58.27;  
Alexandru Teodor Tibuleac, Equities Trader alexandru.tibuleac@otpbank.ro / +40 21 307.58.27.