Daily Markets Report

Directia Piete de Capital

otpbank

Tuesday, 27 September 2011, 9:30 AM (CET+1)

Executive Summary

- **Macroeconomics**

Romanian January-August budget deficit widens to 2.39% of GDP.

- **Forex**

The euro traded at $1.3533 at 5 p.m. in New York. The EUR/RON closed at 4.3040/4.3060.

- **Money Market**

RON T/N trading range was 5.97%/6.19%.

- **Equities**

Domestic

The BSE closed red, BET-C declined 0.82% on lower volumes, with BET losing 0.23% and BET-FI decreasing 1.25%. RASDAQ-C closed red (-0.37%) on higher volumes, while Tier I lost 2.03%, Tier II declined 1.38%.

Foreign

European stocks climb. Stocks in U.S. advance as Dow average caps biggest increase in one month.

- **Commodities**

Wheat and corn up. Most other major commodities down.

Market Data (as of 27 September 2011)

(market info sources: Bloomberg Professional Service, www.bvb.ro, www.bse.hu)

- **Forex (as of 27-Sep-11)**

FX Rates*	Prv. Day	Min 52W	Max 52W	Ytd	-52W
EUR/RON	4.3048	4.0601	4.3516	4.2900	4.2481
USD/RON	3.1990	2.7352	3.3135	3.2342	3.1506
CHF/RON	3.5308	3.0939	4.0619	3.4513	3.2044
100HUF/RON	1.4826	1.4558	1.6075	1.5343	1.5313

* since Bloomberg is the data source NBR rates will likely differ

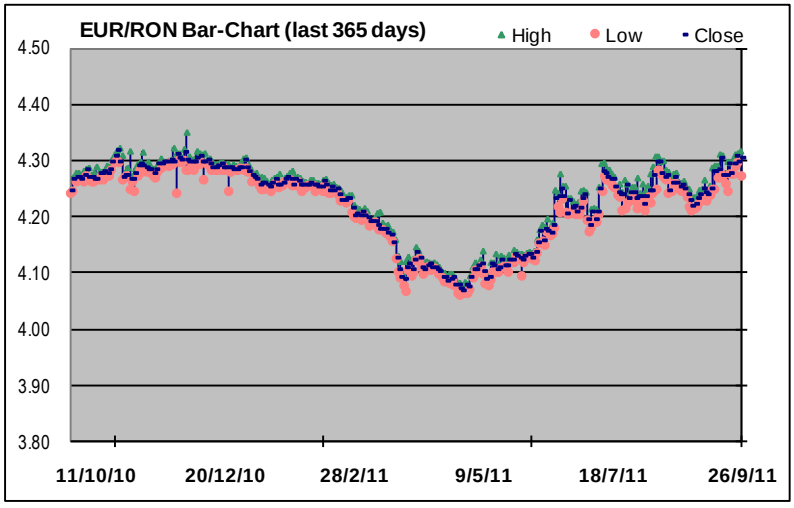

- **Money Markets (valid for 27 September 2011)**

Rate	ON	1W	2W	1M	2M	3M	4M	5M	6M	7M	8M	9M	10M	11M	12M
ROBOR*	6.29	6.29	-	6.25	-	6.28	-	-	6.77	-	-	6.84	-	-	6.90
EURIBOR**	1.06	1.20	1.24	1.35	1.42	1.54	1.59	1.65	1.73	1.79	1.83	1.89	1.94	2.00	2.06
LIBOR USD	0.15	0.19	0.21	0.24	0.30	0.36	0.42	0.48	0.54	0.59	0.64	0.69	0.74	0.79	0.85
LIBOR CHF	0.00	0.00	0.00	0.00	0.01	0.01	0.03	0.04	0.06	0.09	0.12	0.16	0.20	0.25	0.30
BUBOR HUF	5.33	6.00	6.00	6.04	6.06	6.10	6.10	6.10	6.10	6.11	6.11	6.14	6.15	6.16	6.16

* in the chart below, values for maturities where there is no quote are proxyed by the maximum of the previous and the next maturity
** EONIA for ON

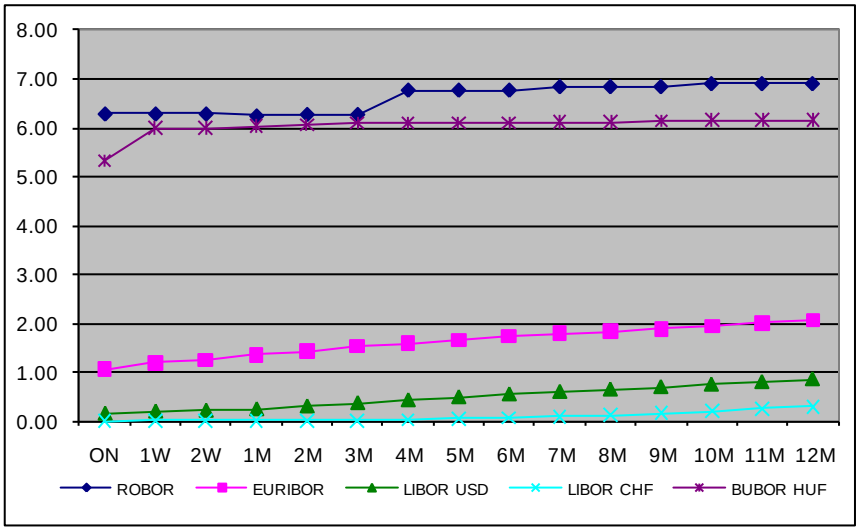

(source for the graph: the last table on the page above)

• Equities

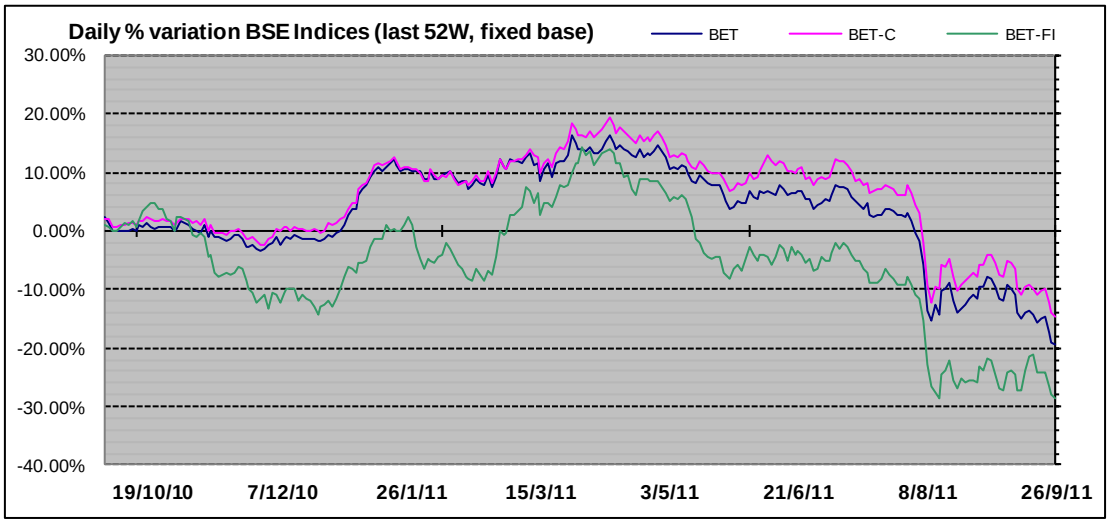

(source for the graph: Bloomberg data on BSE indices)

Domestic

Indices (RON)	Last close	1d%	Ytd%	52W%
BET	4,206.95	-0.23	-19.40	-19.28
BET-C	2,596.95	-0.82	-16.14	-14.15
BET-FI	16,979.53	-1.25	-20.80	-27.12
ROTX	8,250.80	2.31	-23.62	-21.02
Rasdaq-C	1,585.16	-0.37	-5.65	-27.45
RAQ-I	998.62	-2.03	-30.75	-57.27
RAQ-II	2,251.48	-1.38	-26.34	-28.04

Foreign

Indices	Last close	1d%	Ytd%	52W%
DJIA (USD)	11,043.86	2.53	-4.55	1.69
S&P 500 (USD)	1,162.95	2.33	-7.55	1.24
Nasdaq-C (USD)	435.13	1.23	-42.08	-29.72
FTSE 100 (GBP)	5089.37	0.45	-14.77	-9.09
STOXX 600 (EUR)	220.28	1.89	-20.48	-16.55
BUX (HUF)	14,929.76	-0.07	-30.41	-34.66

Top 5 most traded	Volume -RON	Volume - shares	Trades	Last price	1d%
FP	6,560,403	15,280,800	522	0.4300	-0.58
SIF5	2,632,659	2,820,000	658	0.9330	-6.23
EBS	1,754,338	22,380	438	81.8000	15.21
SIF1	914,211	1,153,500	188	0.7925	-0.31
SIF3	852,625	1,979,500	273	0.4315	0.35

Trading Volumes	BVB	Rasdaq	BUSE	NYSE listed	Nasdaq	LSE	STOXX 600 *
Previous Day	5.60	0.08	75.69	21,023.74	12,048.14	5,049.17	220.28
Ytd Avg. (EUR mn)	10.27	0.67	58.53	20,170.31	11,893.00	5,394.47	267.41
MCap (EUR bn)**	17.80	2.35	13.70	3,192.78	11,501.07	2,256.03	5,507.92

* 600 stocks from 15 EU countries + Switzerland, Norway and Iceland
** For BUSE, NYSE, NSADAQ and LSE only stock listed primarily on that specific market

Best 5 performers	Volume -RON	Volume - shares	Trades	Last price	1d%
EBS	1,754,338	22,380	438	81.8000	15.21
SPCU	93	500	2	0.1850	12.12
SNO	591	200	3	3.0400	5.19
ARS	248,640	259,000	3	0.9600	4.35
ZIM	43,795	11,455	13	3.0000	4.35

Worst 5 performers	Volume -RON	Volume - shares	Trades	Last price	1d%
OLT	266,021	306,000	184	0.8495	-14.96
RTRA	1,200	6,000	6	0.2000	-13.04
EPT	457	8,500	9	0.0520	-9.25
PTR	28,436	110,000	40	0.2501	-8.39
ALT	749	21,000	14	0.0351	-7.39

- **Commodities**

Item (market)	unit	last close	1d%	Ytd%	52W%
Oil (Brent crude)	USD/barrel	103.94	-0.03	11.12	24.78
Gold (COMEX)	USD/ounce	1594.8	-2.74	12.56	21.91
Platinum (NYMEX)	USD/ounce	1549	-4.21	-11.70	-5.54
Silver (COMEX)	USD/ounce	29.976	-0.42	-2.47	39.04
Wheat (CBOT)	USD/bushel	6.4825	1.17	-23.80	-15.07
Corn (CBOT)	USD/bushel	6.48	1.49	17.55	32.31

- **OTP AM – Open-End Funds (as of 23-Sep-11)**

Open-end fund	ccy	last NAV/U	1d%	Ytd%	52W%
OTP AvantisRO	RON	5.4000	-1.64	-17.68	-17.05
OTP Obligatiuni	RON	11.2700	0.09	12.25	15.24
OTP ComodisRO	RON	13.7269	0.01	4.66	7.40
OTP Euro Bond	EUR	10.3810	0.01	3.29	N/A

Market Highlights (as of 26 September 2011)

- **Forex**

The euro was little changed at 103.38 yen after declining to 101.94, the weakest level since June 2001. The shared currency rose 0.2 percent to $1.3533 after sliding to $1.3363, the lowest since Jan. 18. The yen rose 0.3 percent to 76.36 per dollar, trading within 1 yen of the post-World War II record 75.95 reached Aug. 19. (Bloomberg)

EUR/RON opened at 4.3020/4.3040 and closed almost flat on the day at 4.3040/4.3060. (ContiCap)

- **Money Market**

RON T/N trading range was 5.97%/6.19%. The FX curve was mostly unchanged to Friday's close. (ContiCap)

- **Equities**

Domestic

The BSE closed red (BET-C, which does not include the SIFs decreased 0.82%) on lower volumes and below this year's average volume. BET blue chips decreased 0.23%, while BET-FI lost 1.25%.

RASDAQ-C closed red (-0.37%) while Tier I lost 2.03%, Tier II decreased 1.38%. The trading volume was higher but still below 2011's average volume.

Foreign

The Standard & Poor's 500 Index added 2.3 percent to 1,162.95 in New York. The Dow average climbed 272.38 points, or 2.5 percent, to 11,043.86, rebounding from the biggest weekly decline since October 2008. The benchmark Stoxx Europe 600 Index advanced 1.9 percent to 220.28 at the close in London, rebounding from an earlier loss of 1.4 percent, as the IMF said that euro-area countries will do whatever is necessary to end the region's government-debt crisis. (Bloomberg)

- **Commodities**

Brent futures for November settlement slipped 3 cents to $103.94 a barrel on the London-based ICE Futures Europe exchange. (Bloomberg)

Latest Financial News

- **Macroeconomics**

Romanian January-August budget deficit widens to 2.39% of GDP.

Romania's eight-month budget deficit widened to 12.97 billion lei from 11.36 billion lei at the end of July, the Finance Ministry said today in an e-mailed statement. The January-August gap was equal to 2.39 percent of gross domestic product, the ministry said. (Bloomberg)

Home prices in 20 U.S. cities probably decreased in July from year earlier.

Home prices in the U.S. probably declined in July from a year earlier, depressed by an imbalance between supply and demand that shows little sign of easing, economists said before a report today. (Bloomberg)

- **Forex**

Euro may fall toward 2011 low against Dollar.

The euro may fall toward this year's low versus the dollar should it drop below key levels, Gaitame.com Research Institute Ltd. said, citing trading patterns. The euro may target $1.3047, a 61.8 percent Fibonacci level, should it breach the 50 percent retracement of its advance from a low of $1.1877 reached on June 7, 2010 to a high of $1.4940 seen on May 4 this year, Kawabata said. (Bloomberg)

- **Money Market**

U.S. five-year special repo status may dissipate after $35 billion auction.

Treasury five-year notes will be in less demand in the short-term market for borrowing and lending the securities after the government sells $35 billion of the debt this week, according to traders. (Bloomberg)

- **Equities**

Domestic

TMK may spend $3 billion on pipe-making in U.S., Russia, Romania.

OAO TMK, the world's largest maker of oil and gas pipes by output, may spend as much as $3 billion this decade on projects in Russia, Romania and the U.S. as rising profit drives technology upgrades and growth. "We've spent about $2.5 billion on modernization so far and about $2 billion more on acquiring new assets to expand the business," billionaire owner Dmitry Pumpyansky said in an interview. TMK plans to invest about $300 million a year by 2020 to maintain those assets and develop new pipe products, he said. The new spending proposal coincides with the completion of TMK's $2.5 billion investment program, begun six years ago, and follows a fourfold jump in first-half profit. (Bloomberg)

Romania's SIF 2 Moldova owners approve launch of talks on BCR exit.

Romanian investment fund SIF 2 Moldova (SIF2 RO) said on Monday its shareholders mandated the fund's management to negotiate an exit from Banca Comerciala Romana (BCR) in case the lender is not listed shortly. The fund holds a 6.0% stake in BCR, which is majority-owned by Austria's Erste. SIF 2 Moldova's management will negotiate other ways of exiting BCR if the procedures related to the listing of the bank's shares are not launched by October 14, the fund said in a statement. (SeeNews)

Foreign

Dexia SA ready to sell 20 billion Euros of bond assets.

Dexia SA (DEXB) advanced 6.6 percent to 1.40 Euros after Les Echos reported the lender is ready to sell 20 billion Euros of bond assets to continue as a viable business. The newspaper cited an unidentified person close to the matter. The bank yesterday denied reports in the French press that a split of the bank is under consideration. Le Figaro said that Dexia shareholders La Banque Postale and state-owned Caisse des Depots et Consignations are working to form a new lender to French municipalities, with Dexia as an investor. (Bloomberg)

Berkshire Hathaway repurchase its shares.

Berkshire Class B shares surged 8.6 percent to $72.09. Warren Buffett's Berkshire Hathaway will repurchase shares for as much as 110 percent of their book value, saying the stock is undervalued after falling 17 percent this year. The growth of Berkshire's cash hoard makes it harder to effectively invest the proceeds, Buffett told investors at the company's annual meeting in April. (Bloomberg)

- **Commodities**

Gold rebounds from slump on speculation Greece is set to default on debt.

Gold rallied as the biggest three- day drop since the failure of Lehman Brothers Holdings Inc. in 2008 encouraged purchases by investors seeking a store of value amid market turmoil. Silver also advanced. (Bloomberg)

LEGEND

"**Min / Max 52W**" = Minimum / Maximum value recorded in the past 52 weeks

"**Last close / price**" = the closing price for the last trading session before the issue date of this report

" **MCap**" = Market capitalization;

"**52W%**" = cumulative % increase/decrease during the past 52 weeks;

" **Ytd Avg.**" = average value since the beginning of the current year

"**Ytd**" (Year to date) = quotation in the first trading day of the year;

"**Ytd%**" (Year to date %) = cumulative % increase/decrease since the end of the previous year;

"**1d%**" = % increase/decrease between Last close and the closing price of the day before the Last close date

"**BuSE**" = Budapest Stock Exchange

DISCLAIMER

- This report is issued for information purposes only and should not be interpreted as a suggestion, an invitation or an offer to enter into any transaction. Also it is not and should not be considered a recommendation for investment in financial instruments according to C.N.V.M. Regulations no. 15/2006 and 32/2006.
- This report is not intended to influence in any way or to be considered a substitute to research and advice centered on the specific investment objectives and constraints of the recipient (including tax concerns) therefore investors should obtain individual financial advice.
- The issuer of this report does not claim that the information presented herein is perfectly accurate or complete. However it is based on sources available to the public and widely believed to be reliable. Also the opinions and estimates presented herein reflect a professional subjective judgment at the original date of publication and are therefore subject to change thereafter without notice. Furthermore there can be no guarantees that any market developments will unfold as forecasted.
- OTP Bank Romania SA may have issued reports that are different or inconsistent with the information expressed within this report and is under no obligation to update or keep current the information contained herein.
- This document is intended only for the direct and sole use of the selected customers of OTP Bank Romania SA. Any form of reproduction or redistribution to any other person that the intended recipients, including publication in whole or in part for any purpose, must not be made without the express agreement of OTP Bank Romania SA.
- Please note that the Internet is not a secure environment and OTP Bank Romania SA does not accept any liability for any loss caused by the result of using this report in a form altered or delayed by the willful or accidental interception, corruption or virus infection.

OTP BANK SALES & TRADING –Treasury & Capital Markets Directorates

Silviu Enache, Capital Markets Director / Silviu.enache@otpbank.ro / +40 21 307.58.27
Mihaela Alexandru, Chief of Sales / mihaela.alexandru@otpbank.ro / +40 21 307.58.09
Alina Onica, Chief of Foreign Exchange / alina.onica@otpbank.ro / +40 21 307.58.09
Tania Fantana, FX Dealer / tania.fantana@otpbank.ro / +40 21 307.58.09
Irina Ananiesei, Junior Dealer / irina.ananiesei@otpbank.ro / +40 21 307.58.09
Alexandru Ilisie, Equities Trader, alexandru.ilisie@otpbank.ro / +40 21 307.58.27
Alexandru Teodor Tibuleac, Equities Trader alexandru.tibuleac@otpbank.ro / +40 21 307.58.27