

Executive Summary

• Macroeconomics

Romanian June unemployment rate falls to 4.78% from 4.97%.

• Forex

The euro traded at \$1.4112 at 5:00 p.m. in New York. The RON closed flat at 4.2655/4.2675 per EUR.

• Money Market

RON T/N trading range at 0.35% to 1.40%.

• Equities

Domestic

The BSE closed red, BET-C down 1.47% on higher volumes, with BET losing 1.75% and BET-FI decreasing 1.85%. RASDAQ-C closed red (-1.21%) on higher volumes, while Tier I gained 2.99% and Tier II 0.22%.

Foreign

European stocks drop for third straight day as banks face need for capital. U.S. stocks decline on concern over debt-ceiling talks; bank shares tumble.

• Commodities

Gold, platinum and silver up. Most other major commodities down.

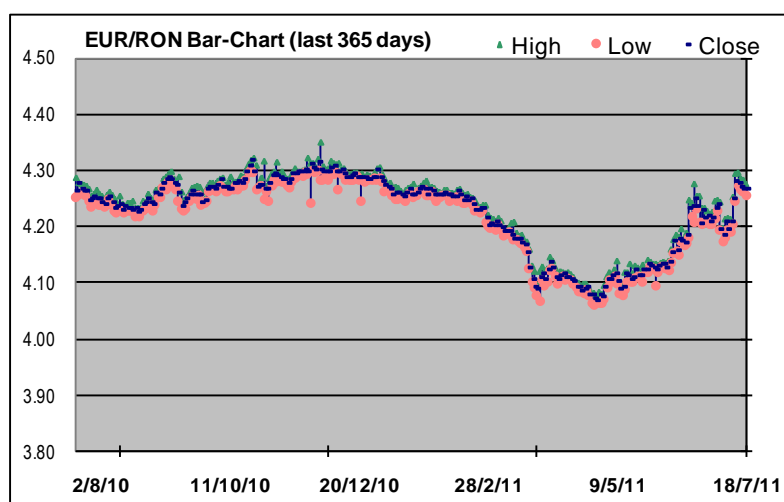
Market Data (as of 19 July 2011)

(market info sources: Bloomberg Professional Service, www.bvb.ro, www.bse.hu)

• Forex (as of 19-Jul-11)

FX Rates*	Prv. Day	Min 52W	Max 52W	Ytd	-52W
EUR/RON	4.2662	4.0601	4.3516	4.2900	4.2644
USD/RON	3.0331	2.7352	3.4200	3.2342	3.2982
CHF/RON	3.7095	3.0422	3.7024	1.2430	1.3615
100HUF/RON	1.5612	1.4632	1.6075	1.5343	1.4709

* since Bloomberg is the data source NBR rates will likely differ

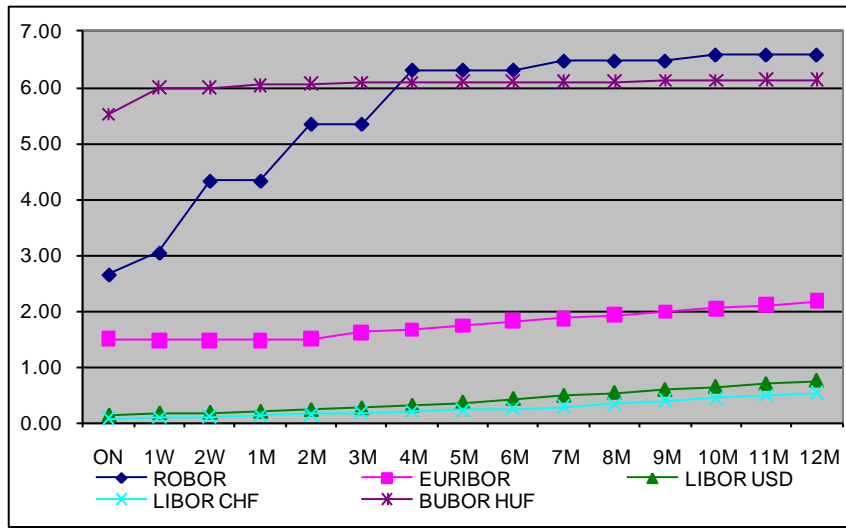


• Money Markets (valid for 19 July 2011)

Rate	ON	1W	2W	1M	2M	3M	4M	5M	6M	7M	8M	9M	10M	11M	12M
ROBOR*	2.65	3.04	-	4.33	-	5.35	-	-	6.32	-	-	6.48	-	-	6.59
EURIBOR**	1.49	1.47	1.47	1.47	1.50	1.61	1.66	1.73	1.81	1.86	1.92	1.98	2.04	2.10	2.17
LIBOR USD	0.12	0.16	0.17	0.19	0.22	0.25	0.30	0.36	0.42	0.48	0.53	0.58	0.64	0.69	0.75
LIBOR CHF	0.07	0.09	0.11	0.13	0.15	0.18	0.20	0.22	0.24	0.28	0.33	0.38	0.44	0.49	0.53
BUBOR HUF	5.52	6.00	6.00	6.04	6.06	6.09	6.09	6.10	6.10	6.10	6.10	6.12	6.13	6.14	6.14

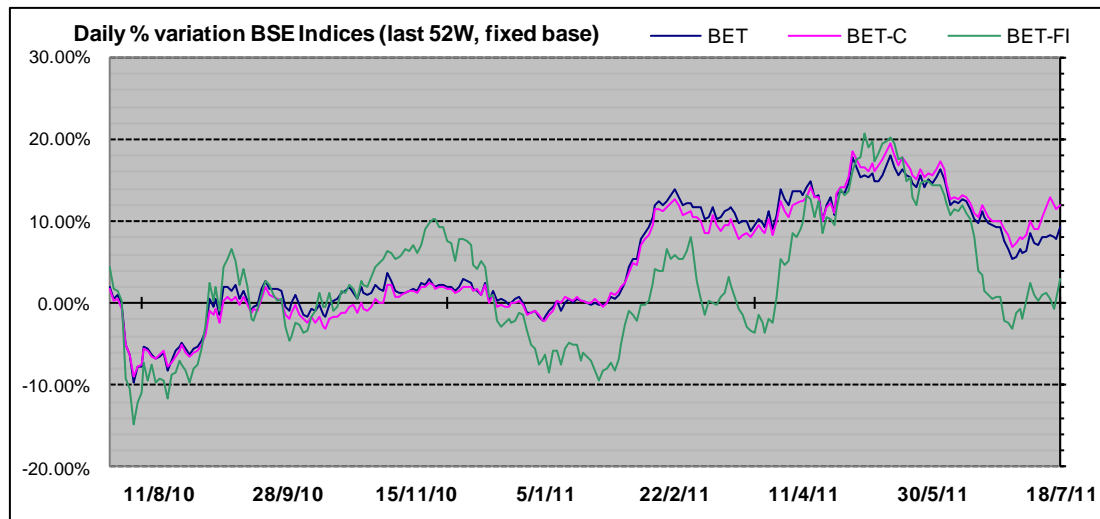
* in the chart below, values for maturities where there is no quote are proxied by the maximum of the previous and the next maturity

** EONIA for ON



(source for the graph: the last table on the page above)

Equities



(source for the graph: Bloomberg data on BSE indices)

Domestic

Indices (RON)	Last close	1d%	Ytd%	52W%
BET	5,365.59	-1.75	2.80	9.71
BET-C	3,240.00	-1.47	4.63	12.40
BET-FI	21,677.61	-1.85	1.11	3.73
ROTX	11,127.60	-1.53	3.02	11.17
Rasdaq-C	1,635.57	-1.21	-2.65	-24.27
RAQ-I	1,431.95	2.99	-0.70	-30.65
RAQ-II	3,027.02	0.22	-0.97	-10.09

Foreign

Indices	Last close	1d%	Ytd%	52W%
DJIA (USD)	12,385.16	-0.76	7.05	22.65
S&P 500 (USD)	1,305.44	-0.81	3.78	22.59
Nasdaq-C (USD)	547.23	-1.65	-27.16	-10.91
FTSE 100 (GBP)	6069.9	3.87	1.66	17.66
STOXX 600 (EUR)	262.1	-1.80	-5.39	5.64
BUX (HUF)	21,277.43	-3.67	-0.82	-5.42

Top 5 most traded	Volume -RON	Volume - shares	Trades	Last price	1d%
BRD	14,974,576	1,069,760	59	14.0000	0.00
FP	14,707,623	28,537,500	615	0.5115	-1.63
TLV	1,947,258	1,671,000	74	1.1640	-3.00
SIF5	1,907,327	1,427,500	278	1.3300	-2.49
SIF3	956,206	1,930,500	284	0.4913	-1.74

Trading Volumes	BVB	Rasdaq	BUSE	NYSE listed	Nasdaq	LSE	STOXX 600 *
Previous Day	9.11	4.44	61.67	17,195.52	10,425.07	4,189.96	262.10
Ytd Avg. (EUR mn)	10.35	0.73	57.81	19,245.14	11,522.42	5,369.36	277.99
MCap (EUR bn)**	26.09	2.53	21.72	3,416.32	12,772.85	2,617.76	6,556.14

* 600 stocks from 15 EU countries + Switzerland, Norway and Iceland
 ** For BUSE, NYSE, NSADAQ and LSE only stock listed primarily on that specific market

Best 5 performers	Volume -RON	Volume - shares	Trades	Last price	1d%
ELJ	1,967	12,500	10	0.1600	14.29
VESY	22,016	300,000	51	0.0747	9.85
CBC	990	200	3	5.0000	6.38
OIL	10,257	43,000	24	0.2390	3.91
DAFR	16,391	159,000	46	0.1031	0.98

Worst 5 performers	Volume -RON	Volume - shares	Trades	Last price	1d%
PEI	31,925	1,474	22	20.5000	-14.94
CMF	2,120	1,000	3	2.0100	-12.61
ELGS	18,287	51,000	27	0.3535	-11.60
OLT	189,884	109,500	69	1.7230	-8.74
MEF	658	1,000	3	0.6550	-6.43

- **Commodities**

Item (market)	unit	last close	1d%	Ytd%	52W%
Oil (Brent crude)	USD/barrel	116.05	-1.03	24.05	44.23
Gold (COMEX)	USD/ounce	1602.4	0.77	13.47	33.64
Platinum (NYMEX)	USD/ounce	1775.4	1.13	1.21	17.41
Silver (COMEX)	USD/ounce	40.342	3.25	31.57	124.81
Wheat (CBOT)	USD/bushel	6.895	-0.76	-17.79	3.76
Corn (CBOT)	USD/bushel	6.77	-1.17	22.81	58.09

- **OTP AM – Open-End Funds (as of 15-Jul-11)**

Open-end fund	ccy	last NAV/U	1d%	Ytd%	52W%
OTP AvantisRO	RON	6.9700	-0.29	6.25	11.88
OTP Obligatiuni	RON	11.1500	0.00	11.06	17.00
OTP ComodisRO	RON	13.5619	0.02	3.40	7.56
OTP Euro Bond	EUR	10.2983	0.01	2.47	N/A

Market Highlights (as of 18 July 2011)

- **Forex**

The euro dropped as much as 1 percent to \$1.4014 in the biggest intraday decline since July 12 before trading at \$1.4112 at 5 p.m. in New York, compared with \$1.4157 on July 15. The shared currency slid 0.4 percent to 111.55 yen and was unchanged at 1.1539 Swiss francs after tumbling to a record low 1.1374. The franc was 0.3 percent weaker against the dollar at 81.76 centimes after reaching 80.33, the strongest on record. The dollar dropped 0.1 percent to 79.04 yen. (Bloomberg)

EUR/RON opened 4.2655/4.2675 and close out flat. (ContiCap)

- **Money Market**

RON T/N trading range was 0.35% to 1.40%. (ContiCap)

- **Equities**

- **Domestic**

The BSE closed red (BET-C, which does not include the SIFs lost 1.47%) on higher volumes and below this year's average volume. BET blue chips decreased 1.75% while BET-FI declined 1.85%.

RASDAQ-C closed red (-1.21%) while Tier I increased 2.99% and Tier II 0.22%. The trading volume was higher and above 2011's average volume.

- **Foreign**

The S&P 500 lost 0.8 percent to 1,305.44, the lowest level since June 28, at 4 p.m. in New York. During the past seven trading sessions, the index has dropped 3.5 percent, the most in the same period since June 9. The Dow Jones Industrial Average slumped 94.57 points, or 0.8 percent, to 12,385.16. A default by the U.S. would cause more panic than the collapse of Lehman Brothers Holdings in 2008, former Treasury Secretary Larry Summers told CNN in an interview broadcast yesterday. The Stoxx 600 lost 1.8 percent to 262.1. (Bloomberg)

- **Commodities**

Brent oil for September settlement fell as much as 51 cents to \$116.75 a barrel on the London-based ICE Futures Europe exchange. The contract dropped 0.4 percent last week. Prices are 55 percent higher the past year. (Bloomberg)

Latest Financial News

- **Macroeconomics**

Romanian June unemployment rate falls to 4.78% from 4.97%.

Romania's unemployment rate fell to 4.78 percent in June from 4.97 percent in the previous month, the Labor Agency said yesterday in an e-mailed statement. (Bloomberg)

Romania to revise 2011 budget in Aug - Media.

Romania will revise the 2011 budget in the first half of August after the second review of the country's precautionary agreement with the International Monetary Fund, local news agency Mediafax reported. The government wants to direct money to EU-funded projects but this move depends on the conclusions of negotiations with IMF representatives, the agency quoted sources close to the matter as saying. (SeeNews)

- **Forex**

Euro may drop more before sovereign-debt accord, Komileva says: Tom Keene.

Divergent interests between Germany, the European Central Bank and private investors are delaying a solution to the euro region's debt crisis, according to Brown Brothers Harriman & Co.'s Lena Komileva. "It looks like the euro will have to get weaker and peripheral bond spreads will have to spike higher before politicians are forced to agree on a new deal for Greece," Komileva, head of Group of 10 strategy at Brown Brothers in London, said in a radio interview on "Bloomberg Surveillance" with Tom Keene and Ken Prewitt. "It just seems like there is too much indecision with European policy makers repeatedly missing their self-imposed deadlines to take decisive, fundamental action on Greece." (Bloomberg)

- **Money Market**

Romania sells 899.9 mil. Lei (211 mil. Euro) in 1-Year T-bills, yields fall.

Romania sold out its offer of 899.9 million lei (\$296 million/211 million euro) worth of one-year Treasury bills in an auction on Monday as yields fell, the central bank said. The average yield fell to 6.18% from 6.19% in the previous auction held on July 11, the central bank, which sells government securities on behalf of the finance ministry, said in a statement. Bids were placed for 2.2 billion lei worth of government debt. The average accepted price was equal to 94.1195% of par. (SeeNews)

• Equities

Domestic

Romania may get 15%-20% less than planned in OMV Petrom sale.

Romania may get 15 percent to 20 percent less than the 2.56 billion lei (\$843 million) it wants in the sale of a stake in OMV Petrom SA (SNP RO) as concerns the European debt crisis may spread eastward makes investors reluctant. The government, which is selling a 9.8 percent in the oil company at a maximum price of 0.46 lei per share through July 22, will probably sell the stake at between 0.37 lei and 0.39 lei per share, according to some analysts. It has received offers for the shares and may announce a minimum reference price by July 20, according to Renaissance Capital, one of the sale managers. (Bloomberg)

Romania's Oil Terminal sees '11 net profit rising 33%.

Majority state-owned Romanian company Oil Terminal (OIL RO) sees its net profit rising by a third this year to 2.7 million lei (\$888,000/631,400 euro), the company said on Monday. The company's net profit more than doubled last year to 2.0 million lei from 738,545 lei in 2009. The company's shareholders approved the 2011 budget on July 15. (SeeNews)

Foreign

Holcim Ltd. profitability may suffer "some pressure".

Holcim Ltd. (HOLN) slipped 3.3 percent to 54.65 francs after Chief Executive Officer Markus Akermann warned profitability may suffer "some pressure" as the cost of raw materials rises in local currencies. Akermann was speaking in an interview with Finanz & Wirtschaft. (Bloomberg)

NCR flirts with junk in priciest deal to boost margin: Real M&A.

NCR Corp. is so determined to boost margins that the world's biggest supplier of ATMs is risking its investment grade rating on the most expensive acquisition by an integrated computer systems company in more than a decade. NCR has agreed to buy Radiant Systems Inc., the maker of self-service ticketing machines at movie theaters and checkout software for retailers, for \$1.1 billion including net cash. At 20.6 times earnings before interest, taxes, depreciation and amortization, last week's deal would be the priciest takeover greater than \$300 million by an integrated computer systems maker since 2000, according to data compiled by Bloomberg. (Bloomberg)

• Commodities

Gold may extend best streak in 31 years as U.S., Europe debt woes persists.

Gold may extend its longest winning streak in more than three decades as U.S. and European sovereign-debt woes spurred haven demand. (Bloomberg)



LEGEND

"Min / Max 52W" = Minimum / Maximum value recorded in the past 52 weeks

"Last close / price" = the closing price for the last trading session before the issue date of this report

"MCap" = Market capitalization;

"52W%" = cumulative % increase/decrease during the past 52 weeks;

"Ytd Avg." = average value since the beginning of the current year

"Ytd" (Year to date) = quotation in the first trading day of the year;

"Ytd%" (Year to date %) = cumulative % increase/decrease since the end of the previous year;

"1d%" = % increase/decrease between Last close and the closing price of the day before the Last close date

"BuSE" = Budapest Stock Exchange



DISCLAIMER

• This report is issued for information purposes only and should not be interpreted as a suggestion, an invitation or an offer to enter into any transaction. Also it is not and should not be considered a recommendation for investment in financial instruments according to C.N.V.M. Regulations no. 15/2006 and 32/2006.

• This report is not intended to influence in any way or to be considered a substitute to research and advice centered on the specific investment objectives and constraints of the recipient (including tax concerns) therefore investors should obtain individual financial advice.

• The issuer of this report does not claim that the information presented herein is perfectly accurate or complete. However it is based on sources available to the public and widely believed to be reliable. Also the opinions and estimates presented herein reflect a professional subjective judgment at the original date of publication and are therefore subject to change thereafter without notice. Furthermore there can be no guarantees that any market developments will unfold as forecasted.

• OTP Bank Romania SA may have issued reports that are different or inconsistent with the information expressed within this report and is under no obligation to update or keep current the information contained herein.

• This document is intended only for the direct and sole use of the selected customers of OTP Bank Romania SA. Any form of reproduction or redistribution to any other person that the intended recipients, including publication in whole or in part for any purpose, must not be made without the express agreement of OTP Bank Romania SA.

• Please note that the Internet is not a secure environment and OTP Bank Romania SA does not accept any liability for any loss caused by the result of using this report in a form altered or delayed by the willful or accidental interception, corruption or virus infection.

OTP BANK SALES & TRADING –Treasury & Capital Markets Directorates

Silviu Enache, Capital Markets Director / silviu.enache@otpbank.ro / +40 21 307.58.27

Mihaela Alexandru, Chief of Sales / mihaela.alexandru@otpbank.ro / +40 21 307.58.09

Alina Onica, Chief of Foreign Exchange / alina.onica@otpbank.ro / +40 21 307.58.09

Tania Fantana, FX Dealer / tania.fantana@otpbank.ro / +40 21 307.58.09

Irina Ananiese, Junior Dealer / irina.ananiese@otpbank.ro / +40 21 307.58.09

Alexandru Ilisie, Equities Trader, alexandru.ilisie@otpbank.ro / +40 21 307.58.27

Alexandru Teodor Tibuleac, Equities Trader alexandru.tibuleac@otpbank.ro / +40 21 307.58.27